

UP TOWER CABLE

E = 188 189 190 191 192

D = 71 72 73 74 238

C = 67 68 69 70 237

B = 63 64 65 66 236

A = 182 183 184 185 186

TOWER CABLE UP

181 180 179 178 177 = E

235 62 61 60 59 = D

234 58 57 56 55 = C

233 54 53 52 51 = B

175 174 173 172 171 = A

WHITE CYC

82 M

BP SCREEN

55 M

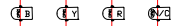
40 M

MID-CURTAIN

25 M


10 M

163 164 165 166



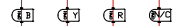
Side Ladder 5

159 160 161 162



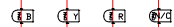
Side Ladder 4

93 94 95 257



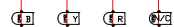
Side Ladder 3

259 258 310 309



Side Ladder 2

144 145 146 308



Side Ladder 1

152 151 158 157



Side Ladder 5

156 155 154 153



Side Ladder 4

241 240 239 77



Side Ladder 3

243 244 76 75



Side Ladder 2

242 80 79 78



Side Ladder 1



Side Light Tower  
Total No. of 8

LEGEND

	DMX LINK 2
	DMX LINK 3
	SDLAFRAME 1000 ULTRA BRIGHT 48ch
	FINE ART 420L SPDT 33ch
	ALTMAN LED SPECTRA CYC 200 4ch
	2KW EFFECT PROJECTOR
	PAR CP61
	ALTMAN LED SPECTRA STAR PAR 4ch
	2KW FRESNEL
	SL 600W 23/50 COOL BEAM PROFILE
	SL 600W 15/32 COOL BEAM PROFILE
	MARTIN ATMDC 3000
	750W SOURCE FOUR 25-50 PROFILE
	750W SOURCE FOUR 15-30 PROFILE
	750W SOURCE FOUR 10 PROFILE

8M 7M 6M 5M 4M 3M 2M 1M C 1M 2M 3M 4M 5M 6M 7M 8M

CATWALK

LX BRIDGE 1

LX BRIDGE 2

BALCONY

LX BRIDGE 3

LX BRIDGE DISTANCE NOT IN SCALE

Services Gallery Level 1

Services Gallery Level 2

Services Gallery Level 3

LCSD-PATSS-V. 20230831